










 <p><b>Kent Surgical Industries L.L.C</b> Plot No.12, 54th Street, Companies Camp, Al Ain, Abu Dhabi, United Arab Emirates</p>	<p>This IFU Cover The following products:  Endo Sponge Dry 95 x 55 mm (ES01).</p>	<p>Ph.: +971 3 753 2555 Email: <a href="mailto:support@kentsurgical.com">support@kentsurgical.com</a> Website: <a href="http://www.kentsurgical.com">www.kentsurgical.com</a></p>
--	---	---

**Symbols Using in Labeling:**

Symbol	Symbol Title	Description of symbol
	<p><b>Catalogue number</b></p>	<p>Indicates the manufacturer's catalogue number.</p>
	<p><b>Consult instructions for use.</b></p>	<p>Indicates the need for the user to consult the instructions for use.</p>
	<p><b>Date of manufacture</b></p>	<p>Indicates the date when the medical device was manufactured.</p>
	<p><b>Do not use if package is damaged</b></p>	<p>Indicates a medical device that should not be used if the package has been damaged or opened.</p>
	<p><b>Caution</b></p>	<p>Indicates that the current situation needs operator awareness or operator action in order to avoid undesirable consequences.</p>
	<p><b>Manufacturer</b></p>	<p>Indicates the medical device manufacturer.</p>
	<p><b>Batch code</b></p>	<p>Indicates the manufacturer's batch code.</p>
	<p><b>Non-sterile</b></p>	<p>Indicates a medical device that has not been subjected to a sterilization process.</p>
	<p><b>Use-by date</b></p>	<p>Indicates the date after which the medical device is not to be used.</p>
	<p><b>Keep dry</b></p>	<p>Indicates a medical device that needs to be protected from moisture.</p>

	<b>Keep away from sunlight</b>	Indicates a medical device that needs protection from sunlight.
---	--------------------------------	---

### Intend of use for Endo Sponge Dry

- This product is intended to clean instruments after a procedure.

### Product Specification:

- Material: 100% Medical Grade foam, **this product is not made with natural rubber latex.**
- Description:
  - a. Tube Sponge size: (95mm x 55mm 10 mm center hole, with 4 mm upper hole).
  - b. Yellow, High Density, No Flaking or Scratching.

### General Safety Information:

- Read and follow these instructions and keep them accessible to the staff working with the device.
- Do not attempt to reuse, reprocess, refurbish, remanufacture, or re-sterilize this device. Kent Surgical did not design this device nor is it intended to be reused, reprocessed, refurbished, remanufactured, or re-sterilized. Performing such activities on this disposable medical device presents a safety risk to patients (i.e. compromised device integrity, cross-contamination, infection).
- Review the Original Equipment Manufacturer's guidelines regarding the care and cleaning of individual instruments.
- Use appropriate infection control principles and wear appropriate PPE.
- Never reuse the sponge or any unused water/ detergent solution as this may lead to cross-contamination.

### Instructions For Use:

1. Place the sponge in a container with clean water or detergent solution.  
**Please refer to the Original Equipment Manufacturer's guidelines regarding cleaning.**
2. Squeeze the sponge 5-7 times in the water/detergent container to saturate the sponge.
3. Squeeze and remove the sponge from the container, then use the sponge to wipe down the exterior of the instruments.

4. Discard the sponge and the used water/ detergent solution using approved methods for materials that have been in contact with possible infectious waste.

**Disposal:**

- After use, this product may be a potential biohazard which presents a risk of cross-contamination. Handle and dispose of by accepted medical practice and applicable local, state, and federal laws and regulations